

Prevent Plagiarism, Better Writing
**New Turnitin Feedback
Studio for Students**

New Turnitin Manual for Students 2025

Turnitin Korea

1. Student Account Creation (Class ID and Enrollment Key needed) [p. 3]
2. Login [p.4]
3. Paper upload [pp.5-8]
4. Similarity result [pp.9-13]
5. FAQs & Contact Information [p. 14-16]

Student account creation

1. Check your school's unique class ID & enrollment Key (Your school's library or graduate school website)

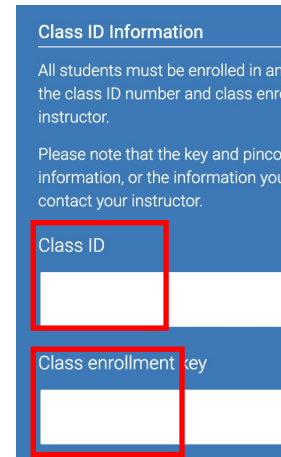
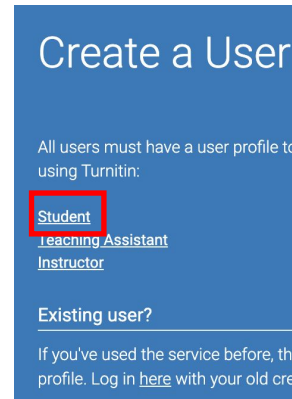
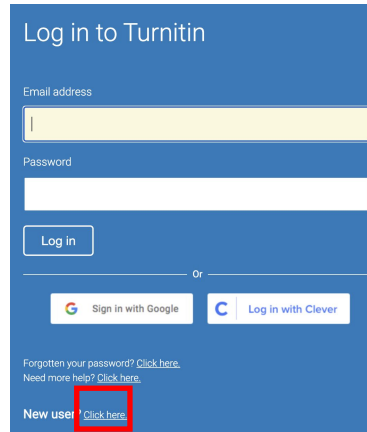
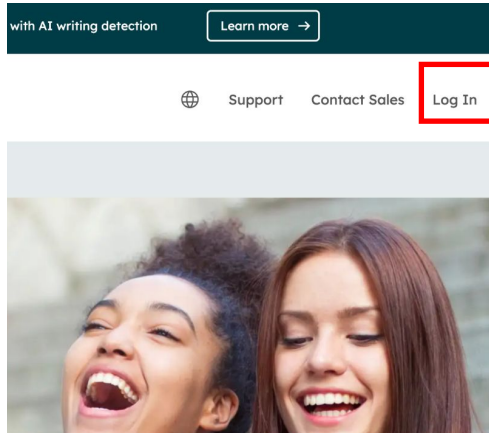
- If you can't find the class ID & Enrollment key of your institution, please reach out to us: koreasales@turnitin.com

With your name, school, department, role, and your school email address

2. Once you find class ID & enrollment key, go to [turnitin.com](https://www.turnitin.com) to create an account:

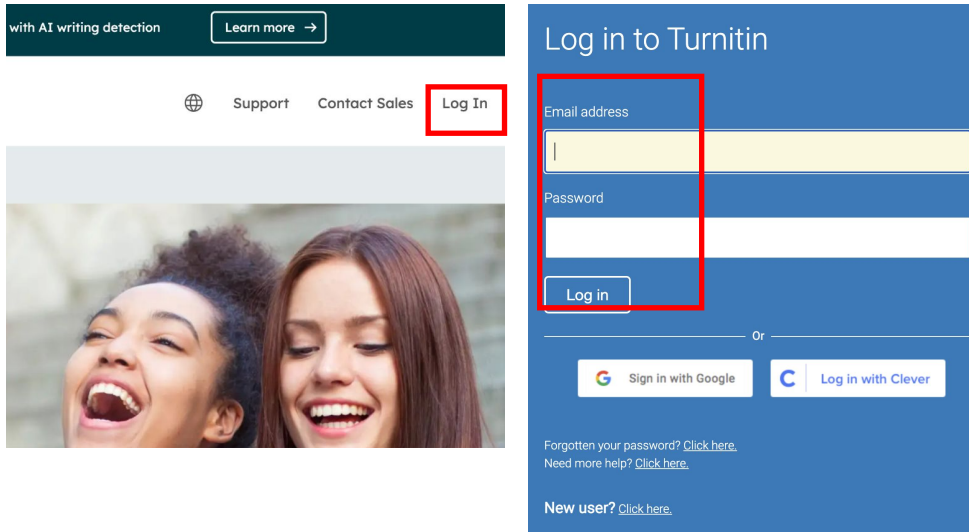
www.turnitin.com >Log In> New user? Click here> Student>Class ID, Enrollment key

or click on an account creation link: '[Student account creation](#)' link'



Logging in

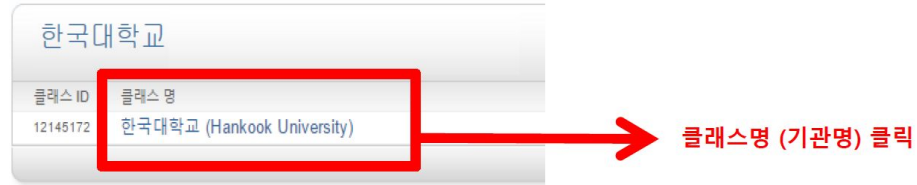
1. www.turnitin.com, click on the 'Log In' button on top.
 - Type in your email address and password, and click 'Log in'.



The image shows a screenshot of the Turnitin website. On the left, there is a dark green header with the text "with AI writing detection" and a "Learn more" button with a right-pointing arrow. Below this is a navigation bar with a globe icon, "Support", "Contact Sales", and a "Log In" button highlighted with a red box. Below the navigation bar is a large image of two young women laughing. On the right, there is a blue login form titled "Log in to Turnitin". The form contains an "Email address" field and a "Password" field, both highlighted with a red box. Below these fields is a "Log in" button, also highlighted with a red box. Underneath the "Log in" button is an "Or" separator, followed by two buttons: "Sign in with Google" and "Log in with Clever". At the bottom of the form, there are links for "Forgotten your password? Click here.", "Need more help? Click here.", and "New user? Click here."

Paper upload

1. Click on the school name.



2. Click on an 'Open' button from the top.

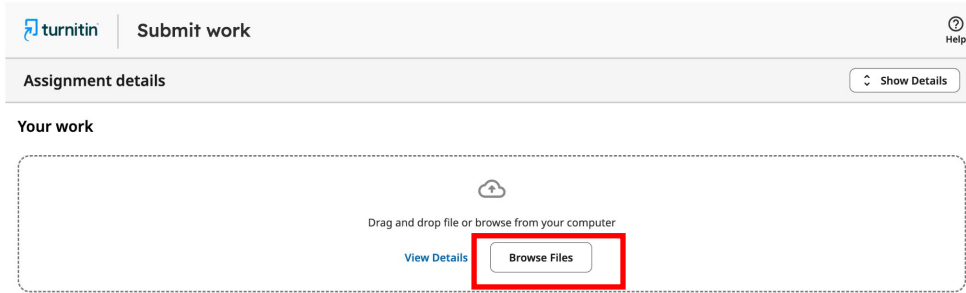
- With each 'Open' button, you can check your paper multiple times (one upload and 3 more consecutive times a day; after using one button, move on to the next 'open' button for resubmissions)
- Your paper will not be saved in our databases ('Originality Check - No Repository')

Assignment Title	Dates	
1. 논문 및 과제 검사 - 유사도 검사 시 DB 미 저장 (Originality Check - No Repository)	Start	14-Feb-2022 11:35AM
	Due	31-Dec-2024 11:59PM
	Post	31-Dec-2024 12:00AM
2. 논문 및 과제 검사 - 유사도 검사 시 DB 미 저장 (Originality Check - No Repository)	Start	14-Feb-2022 11:37AM
	Due	31-Dec-2024 11:59PM
	Post	31-Dec-2024 12:00AM
3. 논문 및 과제 검사 - 유사도 검사 시 DB 미 저장 (Originality Check - No Repository)	Start	14-Feb-2022 11:38AM
	Due	31-Dec-2024 11:59PM
	Post	31-Dec-2024 12:00AM

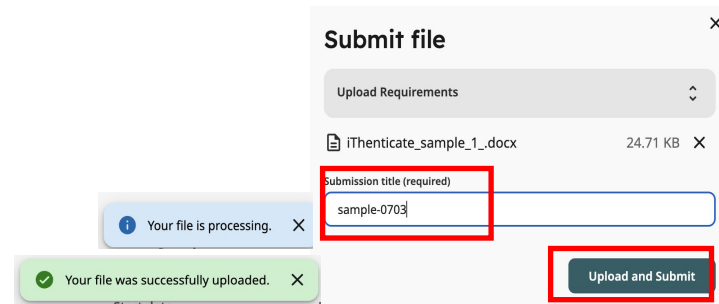
***Click on one of the 'open' buttons to check your paper's originality index.**

Paper upload

**3. Click on the ‘Browse Files’ button to upload your file.
Alternatively, you can drag-and-drop the file in the box).**

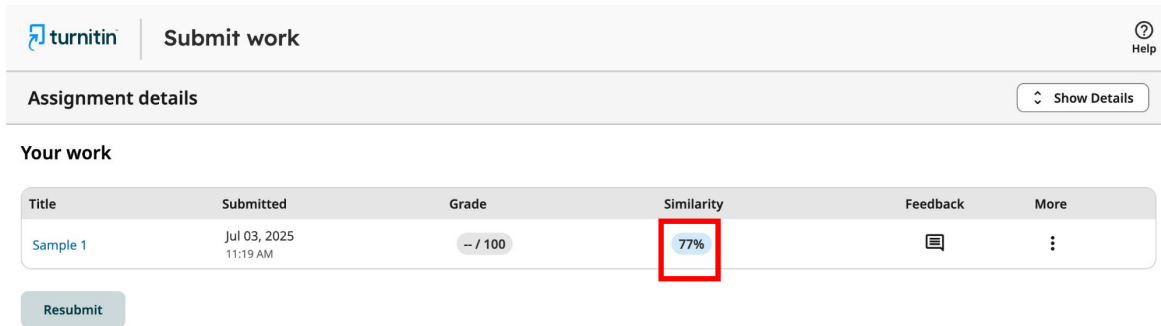


**4. Change the title that’s been auto-filled if needed,
click ‘Upload and Submit’ button.**





Paper upload

5. Once your file is successfully uploaded, click on the number (%) under **Similarity** to see the result.



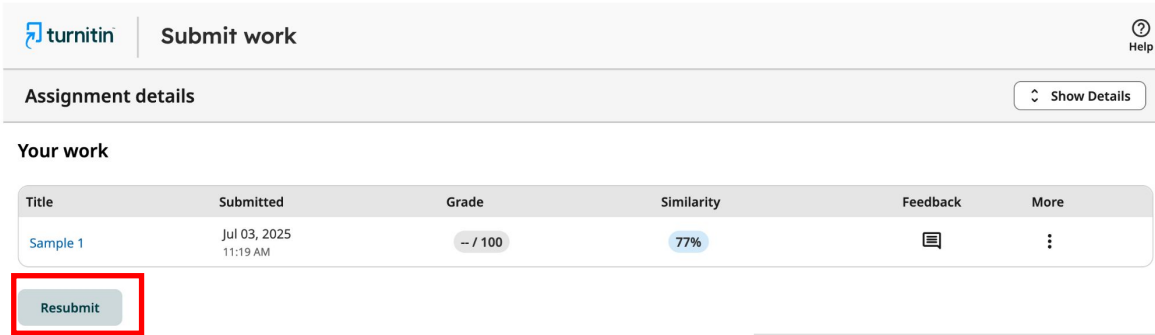
The screenshot shows the Turnitin 'Submit work' interface. At the top, there is a navigation bar with the Turnitin logo and 'Submit work' text, and a 'Help' icon. Below this is a section for 'Assignment details' with a 'Show Details' button. The main area is titled 'Your work' and contains a table with the following data:

Title	Submitted	Grade	Similarity	Feedback	More
Sample 1	Jul 03, 2025 11:19 AM	-- / 100	77%		

Below the table is a 'Resubmit' button. The '77%' similarity score in the table is highlighted with a red square.

Paper upload

6. If you have a revised version and want to check the new version, click on the 'Resubmit' button. You can check your paper 3 consecutive times every day with this 'Resubmit' button. After using it 3 times, go back to the inbox and use another 'Open' button to check your paper.



turnitin | Submit work Help

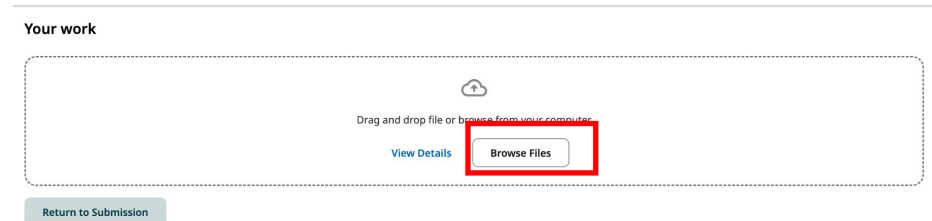
Assignment details Show Details

Your work

Title	Submitted	Grade	Similarity	Feedback	More
Sample 1	Jul 03, 2025 11:19 AM	-- / 100	77%		

Resubmit

7. Click 'Resubmit' button, and upload your revision by clicking 'Browse Files' or drag-and-drop the file.



Your work

Drag and drop file or browse from your computer

[View Details](#) **Browse Files**

[Return to Submission](#)

Similarity result

1. The highlighted sections in the text indicate matches with materials in the Turnitin database. The number (%) in the right sidebar represents the **overall similarity percentage**. Clicking the **"Sources"** button will sort the matches, showing the primary source with the most significant matches first. Clicking on each source will take you to the matched section within the text.

The screenshot shows a Turnitin similarity report. At the top, it displays 'Similarity 77%' and a 'Feedback' link. The main text area contains three paragraphs of text with various sections highlighted in purple, green, and pink. On the left side, there is a vertical sidebar with colored icons and numbers: a purple icon with '2' and '11', a purple icon with '2', a blue icon with '5', a green icon with '9', and a pink icon with '6'. On the right side, there is a 'Sources' panel. At the top of this panel, it shows '77% Overall Similarity' and a 'Filters' button. Below this, there are two tabs: 'Match Groups' and 'Sources'. The 'Sources' tab is selected. Underneath, there is a toggle for 'Show overlapping sources'. The sources are listed as follows:

Source	Similarity Percentage	Text Blocks	Matched Words
Student papers	70%	3	1530
Internet	2%	3	42
Student papers	1%	1	26

*Clicking "Sources" will display the matched sources, ordered by the highest percentage of similarity.

*The color and number assigned to each source correspond to the same color and number marking the matched text within your paper. Clicking these will take you directly to that section in your document.

* Note that a single section of your text might have multiple matching sources. By clicking on a source, you can view detailed information about where that specific text match originated.

Similarity result

2. Upon clicking 'Match Groups', matched parts will be grouped in 4 different categories.

The screenshot shows the Turnitin interface for a document titled 'turnitin_prof Kim'. The document text is highlighted in red to indicate matches. The sidebar on the right shows a '77% Overall Similarity' and a 'Match Groups' section with the following data:

Category	Count	Percentage
Not Cited or Quoted	15	77%
Missing Quotations	0	0%
Missing Citation	0	0%
Cited and Quoted	0	0%

Below this, the 'Not Cited or Quoted' section is expanded to show 15 matches from 11 sources, with the top source being 'Student papers' (Test RA on 2023-08-16) at 70% similarity, consisting of 3 text blocks and 1530 matched words.

Document text highlights include: 'Ireland. Most of the income of over 60s is spent on food, drinks and health products rather than transport and clothes. Not surprisingly they spend a lot on utilities especially in the cold winter months but the worrying fact is that they forgo the cost of food to pay for heat.', 'The 1970s were a pivotal decade for the global economy, marked by significant changes, economic challenges, and transformations that continue to influence economic thought and policy today. This document explores the economic landscape of the seventies, highlighting key events, trends, and their lasting impact on both the United States and the world.', 'One of the defining features of the seventies was the oil crisis. In 1973, the Arab members of the Organization of Petroleum Exporting Countries (OPEC) implemented an oil embargo in response to the Yom Kippur War, leading to a sharp increase in oil prices. This crisis had a profound impact on the global economy, triggering stagflation—a unique combination of stagnant economic growth and high inflation. It challenged conventional economic wisdom, as policymakers grappled with the notion that both inflation and unemployment could rise simultaneously, defying the Phillips Curve.', and 'In the United States, the Federal Reserve's response to these challenges was marked by a focus on inflation control. Paul Volcker, appointed as Chairman of the Federal Reserve in 1979, implemented a tight monetary policy aimed at curbing inflation. This policy, while successful in reducing inflation, also

*Not Cited or Quoted - The number of text matches that are not written as a quotation or has no citation to its original source.

*Missing Quotations - This text is cited, but the match is so exact that it may also require quotation marks.

*Missing Citation - This text is written as a quote, but lacks a citation to its original source.

*Cited and Quoted - This text contains a quotation and is cited to a source. You may want to review them for your preferred formatting.

Match group details:

https://guides.ithenticate.com/hc/en-us/articles/27838877807245-Overview-of-the-new-Similarity-Report-experience#_01HPT7KG9PDECJDANBJBBBYFA

Similarity result

3. To download the report, click the download icon > Select 'Similarity Report'.

The screenshot displays the Turnitin interface for a submission. At the top, the user is identified as 'turnitin_prof Kim' with a 'Grade: --' indicator. The main content area shows a similarity score of 77% and a 'Feedback' tab. The text of the submission is visible, with several paragraphs discussing the economic landscape of the 1970s, the oil crisis, and the Federal Reserve's response. On the right side, a 'Download' menu is open, showing three options: 'Similarity Report', 'Grading and Feedback Report', and 'Original File'. The 'Similarity Report' option is highlighted with a red box and labeled with a '2'. A red box labeled '1' highlights the download icon (a downward arrow) next to the 'Similarity Report' option. Below the 'Download' menu, the '77% Overall Similarity' section is visible, showing a list of sources with their respective similarity scores: 'Student papers' (70%), 'Internet' (2%), and 'Student papers' (1%).

*To download your similarity report as a PDF, click the arrow icon at the top, then select Similarity Report.

*Download this 'Similarity Report' and submit it to your school.

*The downloaded report will include a cover page followed by the overall similarity score and primary source information.

Additional feature (Filters)

4. These exclusion options are **for your reference only**. To apply them: click **Filters** > click the desired **exclusion items** > click **Apply Filters** > then click **Return to Similarity Report**.

Similarity 77% | Feedback

lasting impact on both the United States and the world.

One of the defining features of the seventies was the oil crisis. In 1973, the Arab members of the Organization of Petroleum Exporting Countries (OPEC) implemented an oil embargo in response to the Yom Kippur War, leading to a sharp increase in oil prices. This crisis had a profound impact on the global economy, triggering stagflation—a unique combination of stagnant economic growth and high inflation. It challenged conventional economic wisdom, as policymakers grappled with the notion that both inflation and unemployment could rise simultaneously, defying the Phillips Curve.

In the United States, the Federal Reserve's response to these challenges was marked by a focus on inflation control. Paul Volcker, appointed as Chairman of the Federal Reserve in 1979, implemented a tight monetary policy aimed at curbing inflation. This policy, while successful in reducing inflation, also contributed to a severe recession in the early 1980s.

Paul Volcker's tenure at the Federal Reserve was a defining moment in central banking history. His commitment to fighting inflation through tight monetary policy became known as the "Volcker Revolution." By raising interest rates to historic highs, he effectively broke the back of inflation but at the cost of a sharp economic downturn. This period marked a shift away from Keynesian economics towards monetarism, emphasizing the role of money supply in controlling inflation.

The seventies also saw significant developments in international trade and globalization. The United States abandoned the Bretton Woods system in 1971, ending the convertibility of the dollar into gold and ushering in an era of floating exchange rates. This shift had far-reaching implications for international trade, as currency values became more volatile, affecting export competitiveness and trade balances.

Additionally, the General Agreement on Tariffs and Trade (GATT) negotiations led to the Tokyo Round in the seventies, which further liberalized global trade. This era laid the groundwork for the establishment of the World Trade Organization (WTO) in the 1990s and the continued expansion of global trade in subsequent decades.

The 1970s marked the beginning of deindustrialization in the United States, as the manufacturing sector

Page 4 of 6 | 2064 words | 175%

Cancel | Apply Filters

1. Click 'Filters'.
2. 'Exclusion Filters': If there are items you'd like to temporarily exclude from the similarity report for easier review, check the box next to the corresponding item.

-Exclude Bibliography: This removes the list of references found under 'Bibliography' or 'References' at the very end of your paper.

-Exclude Quoted Texts (First Instance): This excludes direct quotes, such as those enclosed in double quotation marks ("...").

-Exclude Cited Texts (Second Instance): This excludes text where you've provided a citation.

-Small Matches: *Do not change this setting.*

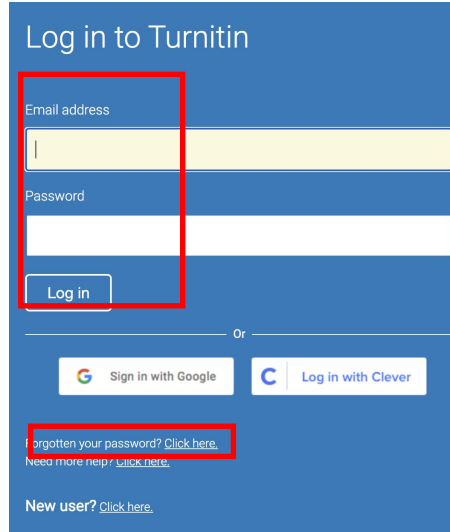
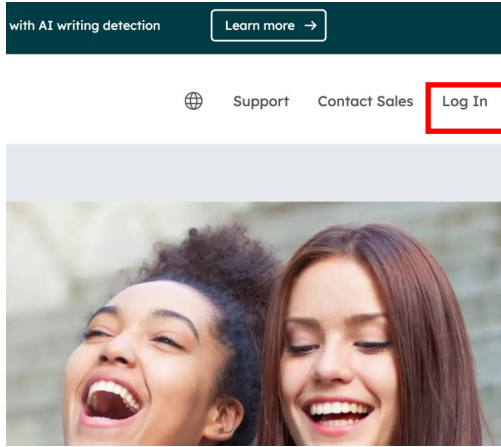
3. After checking the desired exclusions, click 'Apply Filters' at the bottom.

-To revert to the original settings, simply uncheck the boxes by clicking them again, then click 'Apply Filters'.

4. Once you're done with the settings, click '<-Back to Similarity Report' located below the 'Filters' text.

FAQs

Q1. Password reset



FAQs

Q2. Changing user profile including email address and password

User Information/Account Settings

User Information

User name
janeKim@turnitin.com

Change your email

Change your password

Secret question
Please select a secret question.

Question answer

Last name
Jang

First name
turnitin_prof

Display names as

First name (Space) Last name (example: John Smith)

Last name (Space) First name (example: Smith John)

Last name(No space)First name (example: SmithJohn)

Account Settings

Default user type
Administrator

Default submission type
Single file upload

Items per page
25

File download format
Let me choose each time

Show page info
Yes

Send me email updates
Yes

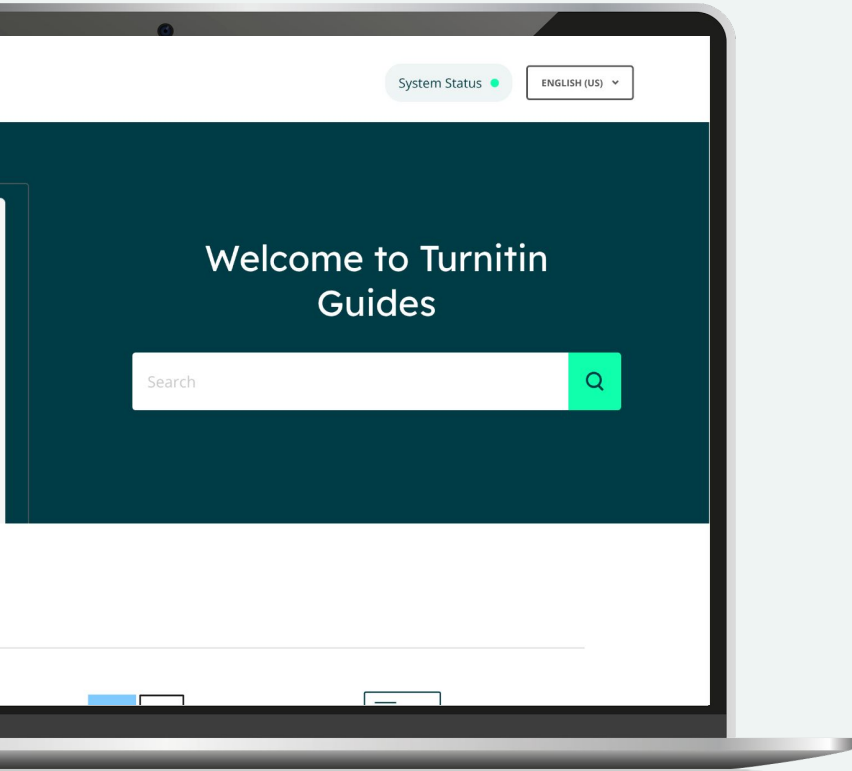
Use class homepage link
No

Link URL

Link name

Submit

Kimturnitin_prof | User Info | Messages | Student | English | Help | Logout



Help & Support

self-help guides: guides.turnitin.com

Inquiries: koreasales@turnitin.com 02-3498-5902